

all products | healing.waiting.working.learning.



knú
CONTRACT

L A Z B O Y
CONTRACT FURNITURE



→ HealthTrust Contract #22449 ←

PG 4 | VISITOR + PATIENT ROOM SEATING

PG 10 | HIP + BEHAVIORAL HEALTH SEATING

PG 14 | LOBBY + LOUNGE SEATING

PG 24 | HEALTHCARE RECLINERS

PG 35 | RECLINER FEATURES + OPTIONS

PG 36 | GLIDERS

PG 37 | LIQUICELL®

PG 38 | RECLINER ORDERING GUIDE

PG 40 | HEALTHCARE SLEEPERS

PG 47 | SOFT LUXE™ COIL CUSHIONS

PG 48 | OCCASIONAL TABLES

PG 53 | FINISHES + FABRICS

¹Knú / noun
Inewl

1 : Superseding and more advanced than others of the same kind <Knú Contract / La-Z-Boy Contract Furniture offers an extensive line of healthcare, higher education, and corporate seating designed with the guests' comfort in mind.>



Made in the USA*

*With Domestic + Foreign Parts



The Kadla Metal Visitor Collection by Knü Contract

VISITOR + PATIENT ROOM SEATING

SUSTAINABLE DESIGN. IN-HOME COMFORT. TIMELESS AESTHETICS.

The design team at Knü | La-Z-Boy creates their visitor + patient seating to accommodate a variety of needs within the healthcare industry. From continuing education and office to waiting and patient room furniture, you're sure to find the perfect chair for your application.

VISITOR + PATIENT ROOM SEATING

The Kadia Visitor Collection by Knú Contract

Features | Wall-Saver Leg Design. Flex Back. Seat Clean-Out. Adjustable Glides. Field Replaceable Components. 2.5 Density HR Seat Foam. High Quality Webbing in Guest Seats.

Configurations | 1-Seat. 2-Seat. 3-Seat. Bariatric. High Back. Panel Inserts. Intervening Arms. Intervening Legs. Powder Coated Metal Frame.

Finish Options | Metal Frame Standard in Pewter (Silver Frost Available Upon Request). Variety of Wood and Urethane Arm Cap Finishes. Corian® Solid Surface Arm Caps in Antarctica.

Other Options | Moisture Barrier on Seat + Back. CAL TB133. Coordinating Tables. Coordinating Ottoman (KOT00). Undermount Power on Ganging Tables.

Weight Capacity | Guest Seats (550 lbs). Bariatric Seats (750 lbs).



KAD10U | Kadia Metal
Urethane Arm Caps



KAD10BJ | Kadia Metal Bariatric
Corian® Solid Surface Arm Caps



KAD10HPW | Kadia Metal
High Back + Wood Arm Caps
Upholstered Panel Inserts



KAD20IBLPU | Kadia Metal Left Bariatric
Upholstered Panel Inserts
Urethane Arm Caps

VISITOR + PATIENT ROOM SEATING

The Koncert Visitor Collection by Knú Contract

Features | Wall-Saver Leg Design. Flex Back. Seat Clean-Out. Adjustable Glides. Field Replaceable Components. 2.5 Density HR Seat Foam. High Quality Webbing in Guest Seats.

Configurations | 1-Seat. 2-Seat. 3-Seat. Bariatric. High Back. Panel Inserts. Intervening Arms. Intervening Legs. Wood or Metal Frame.

Finish Options | Metal Frame Standard in Pewter (Silver Frost Available Upon Request). Variety of Wood Finishes. Urethane Arm Caps. Wood Arm Caps.

Other Options | Moisture Barrier on Seat + Back. CAL TB133. Coordinating Tables. Coordinating Ottoman (KOT00). Undermount Power on Ganging Tables.

Weight Capacity | Guest Seats (550 lbs). Bariatric Seats (750 lbs).



KOT10U | Koncert Metal
Urethane Arm Caps



KOW10 | Koncert Wood



KOT10HU | Koncert Metal
High Back + Wood Arm Caps



KOW20IBRPU | Koncert Wood
Upholstered Panel Inserts
Urethane Arm Caps

VISITOR + PATIENT ROOM SEATING

The Lôbi Visitor Collection by La-Z-Boy Contract Furniture

Features | Wall-Saver Leg Design. Seat Clean-Out. Adjustable Glides. Steel Frame Construction. Grey Sculptured Polypropylene Arms. 2.5 Density HR Seat Foam. High Quality Webbing in Guest Seats. Field Replaceable Components.

Configurations | 1-Seat. Bariatric. Two Arms. Single Arm. Armless.

Finish Options | Metal Frame Standard in Silver Frost (Black Available Upon Request). Black Arms Available.

Other Options | Moisture Barrier on Seat + Back. CAL TB133. Coordinating Occasional Tables. Ganging Tables + Brackets. Undermount Power on Ganging Tables.

Weight Capacity | Guest Seats (500 lbs). Bariatric Seats (750 lbs).



LB10A | Guest Chair



LB10N | Armless Guest Chair



LB10BA | Bariatric Guest Chair



LB10L | Left Arm Guest Chair

VISITOR + PATIENT ROOM SEATING

The Gratz Visitor Collection by La-Z-Boy Contract Furniture

Features | Wall-Saver Leg Design. Seat Clean-Out. Adjustable Glides. Field Replaceable Components. 2.5 Density HR Seat Foam. High Quality Webbing in Guest Seats. Black Sculptured Polypropylene Arms.

Configurations | Single Seat Guest. Bariatric. High Back. Two Arms. Left Arm. Right Arm. Armless.

Finish Options | Metal Frame in Black.

Other Options | Moisture Barrier on Seat + Back. CAL TB133. Coordinating Occasional Tables. Ganging Tables + Brackets. Back Sewn with Seam. Inside Back Stitching on Leather + Vinyl. Undermount Power on Ganging Tables.

Weight Capacity | Guest Seats (550 lbs). Bariatric Seats (750 lbs).



LF14AWS | Guest Chair



LF14NWS | Armless Guest Chair



LF14ABWS | Bariatric Guest Chair



LF14LWS | Left Arm Guest Chair



HIP + BEHAVIORAL HEALTH COLLECTIONS

DESIGNED WITH PATIENT COMFORT + SAFETY IN MIND

The designers at Knú Contract understand that certain applications require special accommodations. With that in mind, the Koncert Hip and Behavioral Health Collections have been designed for patient safety, comfort, and lasting durability.

Koncert Hip Chairs feature an elevated, non-slip footrest and a taller seat that reduces the need for hip flexion.

The Koncert Line of Behavioral Health Seating features metal and fully upholstered chairs with tamper-resistant hardware, an enclosed seat pan, a sled base, no sharp corners, and an additional weight option.

KONCERT HIP CHAIRS

The Koncert Hip Chair Collection by Knú Contract

Features | Wall-Saver Leg Design. Flex Back. Seat Clean-Out. Adjustable Glides. Field Replaceable Components. 2.5 Density HR Seat Foam. High Quality Webbing in Guest Seats. Elevated, Non-Slip Footrest. Taller Seat Reducing the Need for Hip Flexion.

Configurations | 1-Seat. Bariatric.

Finish Options | Metal Frame Standard in Pewter {Black and Silver Frost Available Upon Request}. Urethane Arm Caps in a Variety of Finishes. Wood Arm Caps in a Variety of Finishes.

Other Options | Moisture Barrier on Seat + Back. CAL TB133. Coordinating Tables.

Weight Capacity | Standard Seats {550 lbs}. Bariatric Seats {750 lbs}.



KONCERT BEAHVIORAL HEALTH SEATING

The Koncert Behavioral Health Seating Collection by Knú Contract


Features | Wall-Saver Leg Design. Flex Back. Seat Clean-Out. Adjustable Glides. Field Replaceable Components. 2.5 Density HR Seat Foam. 1.7 Density Back Foam. High Quality Webbing in Guest Seats. Steel Sinuous Seat + Back Springs in Lounge Seats. 14 Gauge Steel Support Tubes Connect Arms. Metal Sled Base. Tamper-Resistant Hardware. Enclosed Seat Pan. Additional Weight Option on (KOT19 and KOU19 Only).

Configurations | Metal Guest Models. Fully Upholstered Lounge Models. Single Seat. 2-Seat. 3-Seat. Bariatric. Intervening Arms + Legs. Loveseat. Sofa.

Finish Options | Metal Frame/Sled Base Standard in 540 Pewter {Available in 211 Silver Frost}.

Other Options | Moisture Barrier on Seat + Back. CAL TB133. Coordinating Occasional Tables. Wood + Urethane Arm Caps on Metal Guest Models.

Weight Capacity | Guest/Lounge Seats {550 lbs}. Bariatric Seats {750 lbs}.





GATHER TOGETHER IN ONE PLACE FOR A COMMON PURPOSE.

Lobby and lounge areas are more than just waiting areas. They accommodate people as they gather, work, interact, and exchange ideas. Knú | La-Z-Boy lounge collections offer infinite possibilities with traditional and contemporary designs to fit any space – large or small, open or closed.

LOBBY + LOUNGE SEATING

LOBBY + LOUNGE SEATING

The Assmble Lounge Collection by La-Z-Boy Contract Furniture

Features | Round Metal Legs Standard. 14 Gauge Heavy-Duty Steel Springs in Back. 7.5 Gauge Steel Sinuous Seat Springs. Poplar Plywood Construction in Seat + Back.

Configurations | 1-Seat. 2-Seat. 3-Seat. Armless. Right Arm. Left Arm. Inside + Outside Corner Seats. Benches.

Finish Options | Round Metal Legs Standard in Silver Frost. Square Silver Frost Legs Available. Upholstered Arms. Wood Arm Caps. Urethane Arm Caps.

Other Options | Moisture Barrier on Seat + Back. CAL TB133. Coordinating Tables. Power Option. Arm-Mounted Tablets. Ganging Brackets for Armless + Single Arm Models.

Weight Capacity | 500 lbs



AS22AF | 2 Seat with Upholstered Arms



AS30N | 3 Seat Armless Chair



AS90IC | 90 Degree Inside Corner



AST90 | 90 Degree Table with Thermofoil Top

LOBBY + LOUNGE SEATING

The Dialogue Lounge Collection by La-Z-Boy Contract Furniture

Features | Fully Upholstered Arms, Wood or Black Urethane Arm Caps. Field Replaceable Components. Standard with Wood Feet. Fixed Glide on Solid Maple Feet. 7.5 Gauge Steel Sinuous Seat Springs. Wood Frame. Poplar Plywood Construction in Seat + Back.

Configurations | Lounge Chair. Loveseat. Sofa.

Finish Options | Upholstered Arms. Black Urethane Arm Caps. Wood Arm Caps in a Variety of Colors. Wood Feet in a Variety of Colors Standard. Brushed Satin Nickel Metal Feet Option.

Other Options | Moisture Barrier on Seat + Back. CAL TB133. Wood Feet with Non-Skid Glides Option.

Weight Capacity | Lounge Chair (350 lbs). Loveseat + Sofa (500 lbs).



DIA10UA-WF
Upholstered Arms + Wood Feet



DIA10AC-WF
Wood Arm Caps + Wood Feet



DIA20AC-WF
Wood Arm Caps + Wood Feet



DIA30UA-WF
Upholsterd Arms + Wood Feet

LOBBY + LOUNGE SEATING

The Cascade Lounge Collection by Knú Contract

Features | Fully Upholstered Arms or Rigid Thermofoil Arm Caps. Seat Clean-Out. Metal or Wood Legs Standard with Adjustable Glides. Kiln-Dried Hardwood Interior Components. Steel Springs in Seat + Back. High Density Seat + Back Foam. 14 Gauge Steel Support Tubes. Field Replaceable Components.

Configurations | Lounge Chair. Bariatric. 2-Seat. 3-Seat. 8.5" Arms. 3.5" Arms. Back Rail Caps. Upholstered Arms. Thermofoil Arms. 31.25" or 27.75" Depth.

Finish Options | Variety of Thermofoil + Wood Finishes.

Other Options | Moisture Barrier on Seat + Back. CAL TB133. Pewter Metal Leg. Wood Leg. Power Option. Arm-Mounted Tablet Options.

Weight Capacity | 550 lbs to 750 lbs {dependent upon specific model}.



LOBBY + LOUNGE SEATING

The Kadia Upholstered Lounge Collection by Knú Contract

Features | Fully Upholstered Arms. Urethane Arm Caps. Wood Arm Caps. Solid Surface Arm Caps. Passive Flex Back. Seat Clean-Out. Wall Saver Leg Design. Wood or Metal Feet. 14 Gauge Steel Support Tubes Connect Arms. 2.5 Density HR Seat Foam. Steel Sinuous Seat + Back Springs. Field Replaceable Components.

Configurations | 1-Seat. 2-Seat. 3-Seat. Bariatric. Intervening Arms. Intervening Legs. Intervening Tables.

Finish Options | Wood Feet & Arm Caps in a Variety of Colors. Metal Feet in a Variety of Powder Coat Colors. Urethane Arm Caps in a Variety of Colors. Corian® Solid Surface Arm Caps in Antarctica.

Other Options | Moisture Barrier on Seat + Back. CAL TB133. Coordinating Tables. Arm-Mounted Tablet Options. Power Option.

Weight Capacity | Lounge Chair (550 lbs). Bariatric Seats (750 lbs).



LOBBY + LOUNGE SEATING

The Koncert Upholstered Lounge Collection by Knú Contract

Features | Fully Upholstered Arms. Urethane Arm Caps, Wood Arm Caps. Solid Surface Arm Caps. Wall-Saver Leg Design. Flex Back. Seat Clean-Out. Field Replaceable Components. 2.5 Density HR Seat Foam. 1.7 Density Back Foam. Steel Sinuous Seat + Back Springs. 14 Gauge Steel Support Tubes Connect Arms.

Configurations | 1-Seat. 2-Seat. 3-Seat. Bariatric. Intervening Arms. Intervening Legs. Intervening Tables.

Finish Options | Wood Feet & Arm Caps in a Variety of Colors. Metal Feet in a Variety of Powder Coat Colors. Urethane Arm Caps in a Variety of Colors. Corian® Solid Surface Arm Caps in Antarctica.

Other Options | Moisture Barrier on Seat + Back. CAL TB133. Coordinating Tables. Arm-Mounted Tablet Options. Power Option.

Weight Capacity | Lounge Chair {550 lbs}. Bariatric Seats {750 lbs}.



KOU10J | Lounge Chair
Corian® Solid Surface Arm Caps



KOU10BW | Bariatric Lounge Chair
Wood Arm Caps



KOU20TF | 2 Seat Lounge with Intervening Table
Fully Upholstered Arms (No Inside Arms)

LOBBY + LOUNGE SEATING

The Koncert Lounge Collection by Knú Contract

Features | Passive Flex Back. Seat Clean-Out. High Quality Comfort Seat Webbing. 16 Gauge Steel Frame. 2.5 Density HR Seat Foam. 1.7 Density Back Foam. Field Replaceable Components. Wall-Saver Leg Design.

Configurations | 1-Seat. 2-Seat. 3-Seat. Bariatric. Panel Inserts. Intervening Arms. Intervening Legs.

Finish Options | Metal Frame Standard in Pewter (Black and Silver Frost Available Upon Request). Urethane Arm Caps. Wood Arm Caps.

Other Options | Moisture Barrier on Seat + Back. CAL TB133. Coordinating Tables.

Weight Capacity | Standard Seats {550 lbs}. Bariatric Seats {750 lbs}.



KOL10U | Lounge Chair
Urethane Arm Caps



KOL10BU | Bariatric Lounge Chair
Urethane Arm Caps



KOL30IW | 3 Seat Lounge Chair
Intervening Arms with Wood Arm Caps

LOBBY + LOUNGE SEATING

The Extend Modular Lounge Collection by Knú Contract

Features | 2.8 Density HR Back Foam. 2.8 Density Seat Foam. 9-Gauge Steel Sinuous Seat Springs. 1.5" Round 16-Gauge Steel Legs. Adjustable Glides. Ganging Brackets Standard on All Models Except EX10C.

Configurations | 1-Seat. 2-Seat. 3-Seat. Bariatric. 30-Degree Inside Corners. 30-Degree Outside Corners. 90-Degree Inside Corners. 90-Degree Outside Corners. Curved Chair. Benches. Tables.

Finish Options | Metal Frame Standard in 211 Silver Frost. Metal Frame Available in 042 Black and 540 Pewter.

Other Options | Moisture Barrier on Seat + Back. CAL TB133. Models with Arms Available Fall 2018.

Weight Capacity | 550 lbs.



EX10C | 1 Seat Curved Chair



EX30N | 3 Seat Armless Chair



EX90IC | 90 Degree Inside Corner



EXT90 | 90 Degree Table with Thermofoil Top

LOBBY + LOUNGE SEATING





MODERN DESIGN. HEALING COMFORT.

The Knú | La-Z-Boy recliner collections are designed with today's healthcare environments in mind. Sleek aesthetics, enhanced functionality, superior safety, and healing comfort are the cornerstones of our recliner collections.

LA-Z-BOY HEALTHCARE RECLINER COLLECTIONS

HEALTHCARE RECLINERS

The EV Collection by La-Z-Boy Contract Furniture

Categories | Mobile Healthcare. Bariatric. Orthopedic. Patient Transfer. Room Saver. Rocker Recliner. Glider Recliner.

Applications | Patient Rooms. Labor + Delivery. Oncology. Pediatrics. Senior Living.

Weight Capacities | Mobile + Orthopedic + Patient Transfer {600 lbs}. Bariatric {750 lbs}. Room Saver + Glider Recliner {350 lbs}. Rocker Recliner {375 lbs}.

Arm Cap Options | Fully Upholstered. Urethane Arm Caps. Wood Arm Caps. Corian® Solid Surface Arm Caps.

Features | Multi-Cover. Heat. Heat + Massage. 2-Caster Lock + Steer. Central Caster Lock + Steer. Chaise. Locking Back. Non-Locking Back. Infinite Position. Cable Release. Bariatric Limited Recline. Orthopedic Locking Footrest. Removable Transfer Arms. Fold Down Transfer Arms. Recliner Handle. Quick Removable Back. 4" Swivel Locking Casters. 3" Casters. 5" Casters. Liquicell®. Padded Push Bar. Wing Backs. Edge Guard. Hinge Covers Standard on Fold Down Patient Transfer Arms.

Options | CAL TB133. Moisture Barriers. Adjustable Headrest Pillow. Foot Tray. Side Tray. Padded Side Tray. Quick Release Bracket. Trendelenburg. Folding Side Tray. Foley Bag Holder. IV Pole + Bracket. Wrist Restraints. Power. LED Reading Light. Dual IV Poles. Dual Side Trays.

Please Note: The EV Collection includes approximately 89 recliner models in 7 separate categories. Available features + options are dependent upon the individual model of chair.



E1117F | EV Mobile Healthcare Recliner
Fully Upholstered Arms
Infinite Position Locking Back



EB1037F | EV Bariatric Mobile Healthcare Recliner
Fully Upholstered Arms
Infinite Position Non-Locking Back | Limited Recline



RB1137F | Rêma Bariatric Mobile Healthcare Recliner
Fully Upholstered Arms
Infinite Position Locking Back | Limited Recline



R1142U | Rêma Patient Transfer Arm Recliner
Dual Removable Arms | Urethane Arm Caps
Infinite Position Locking Back



E1162U | EV Patient Transfer Arm Recliner
Dual Fold Down Arm | Urethane Arm Caps
Infinite Position Locking Back



E1304F | EV Room Saver Recliner
Fully Upholstered Arms
30.75" Overall Width



R1118F | Rêma Orthopedic Mobile Healthcare Recliner
Fully Upholstered Arms
Infinite Position Locking Back | Locking Footrest



R1125F | Rêma Rocker Recliner
Fully Upholstered Arms
Infinite Position Locking Back

HEALTHCARE RECLINERS

The Rêma Collection by La-Z-Boy Contract Furniture

Categories | Mobile Healthcare. Bariatric. Orthopedic. Patient Transfer. Room Saver. Rocker Recliner. Glider Recliner. Hydraulic Lift Recliner.

Applications | Patient Rooms. Labor + Delivery. Oncology. Pediatrics. Senior Living.

Weight Capacities | Mobile + Orthopedic + Patient Transfer {600 lbs}. Bariatric {750 lbs}. Room Saver + Glider Recliner {350 lbs}. Rocker Recliner {375 lbs}.

Arm Cap Options | Fully Upholstered. Urethane Arm Caps. Wood Arm Caps. Corian® Solid Surface Arm Caps.

Features | Multi-Cover. Heat. Heat + Massage. 2-Caster Lock + Steer. Central Caster Lock + Steer. Chaise. Locking Back. Non-Locking Back. Infinite Position. Cable Release. Bariatric Limited Recline. Orthopedic Locking Footrest. Removable Transfer Arms. Fold Down Transfer Arms. Recliner Handle. Quick Removable Back. 4" Swivel Locking Casters. 3" Casters. 5" Casters. Liquicell®. Padded Push Bar. Edge Guard. Hinge Covers Standard on Fold Down Patient Transfer Arms.

Options | CAL TB133. Moisture Barriers. Adjustable Headrest Pillow. Foot Tray. Side Tray. Padded Side Tray. Quick Release Bracket. Trendelenburg. Folding Side Tray. Foley Bag Holder. IV Pole + Bracket. Wrist Restraints. Power. LED Reading Light. Dual IV Poles. Dual Side Trays.

Please Note: The Rêma Collection includes approximately 35 recliner models in 7 separate categories. Available features + options are dependent upon the individual model of chair.

HEALTHCARE RECLINERS

The Leda Collection by La-Z-Boy Contract Furniture

Categories | Mobile Healthcare. Bariatric. Orthopedic. Room Saver. Rocker Recliner. Glider Recliner.

Applications | Patient Rooms. Labor + Delivery. Oncology. Pediatrics. Senior Living.

Weight Capacities | Mobile + Orthopedic {600 lbs}. Bariatric {750 lbs}. Room Saver + Glider Recliner {350 lbs}. Rocker Recliner {375 lbs}.

Arm Cap Options | Fully Upholstered. Urethane Arm Caps. Wood Arm Caps.

Features | Multi-Cover. Heat. Heat + Massage. 2-Caster Lock + Steer.Central Caster Lock + Steer. Chaise. Locking Back. Non-Locking Back. Infinite Position. Cable Release. Bariatric Limited Recline. Orthopedic Locking Footrest. Removable Transfer Arms. Fold Down Transfer Arms. Recliner Handle. Quick Removable Back. 4" Swivel Locking Casters. 3" Casters. 5" Casters. Liquicell®. Padded Push Bar. Edge Guard. Hinge Covers Standard on Fold Down Patient Transfer Arms.

Options | CAL TB133. Moisture Barriers. Adjustable Headrest Pillow. Foot Tray. Side Tray. Padded Side Tray. Quick Release Bracket. Trendelenburg. Folding Side Tray. Foley Bag Holder. IV Pole + Bracket. Wrist Restraints. Dual IV Poles. Dual Side Trays. Hinge Covers Available on Fold Down Patient Transfer Arms.

Please Note: The Leda Collection includes approximately 15 recliner models in 6 separate categories. Available features + options are dependent upon the individual model of chair.



L1017F | Leda Mobile Healthcare Recliner
Fully Upholstered Arms
Infinite Position Non-Locking Back



LB1137F | Leda Bariatric Mobile Healthcare Recliner
Fully Upholstered Arms
Infinite Position Locking Back | Limited Recline



L1118F | Leda Orthopedic Mobile Healthcare Recliner
Fully Upholstered Arms
Infinite Position Locking Back | Locking Footrest



L1306F | Leda Glider Recliner
Fully Upholstered Arms
30.75" Overall Width



K1017F | Konzert Mobile Healthcare Recliner
Fully Upholstered Arms
Infinite Position Non-Locking Back



K1062U | Konzert Patient Transfer Arm Recliner
Dual Fold Down Arms | Urethane Arm Caps
Infinite Position Non-Locking Back



KL1304F | Konzert Room Saver Power + Lift Recliner
Fully Upholstered Arms
30.5" Overall Width



K1306F | Konzert Glider Recliner
Fully Upholstered Arms
30.75" Overall Width

HEALTHCARE RECLINERS

The Konzert Collection by Knú Contract

Categories | Mobile Healthcare. Bariatric. Orthopedic. Patient Transfer. Room Saver. Rocker Recliner. Glider Recliner. Power + Lift. Power.

Applications | Patient Rooms. Labor + Delivery. Oncology. Pediatrics. Senior Living.

Weight Capacities | Mobile + Orthopedic + Patient Transfer {600 lbs}. Bariatric {750 lbs}. Room Saver + Glider Recliner {350 lbs}. Rocker Recliner {375 lbs}.

Arm Cap Options | Fully Upholstered. Urethane Arm Caps. Wood Arm Caps. Corian® Solid Surface Arm Caps.

Features | Multi-Cover. Heat. Heat + Massage. 2-Caster Lock + Steer. Central Caster Lock + Steer. Chaise. Locking Back. Non-Locking Back. Infinite Position. Cable Release. Bariatric Limited Recline. Orthopedic Locking Footrest. Removable Transfer Arms. Fold Down Transfer Arms. Recliner Handle. Quick Removable Back. 4" Swivel Locking Casters. 3" Casters. 5" Casters. Liquicell®. Padded Push Bar. Power Recliner Wand. Edge Guard. Hinge Covers on Fold Down Patient Transfer Arms.

Options | CAL TB133. Moisture Barriers. Adjustable Headrest Pillow. Foot Tray. Side Tray. Padded Side Tray. Quick Release Bracket. Trendelenburg. Folding Side Tray. Foley Bag Holder. IV Pole + Bracket. Wrist Restraints. Dual IV Poles. Dual Side Trays.

Please Note: The Konzert Collection includes approximately 33 recliner models in 7 separate categories. Available features + options are dependent upon the individual model of chair.

HEALTHCARE RECLINERS

The Harmony Collection by La-Z-Boy Contract Furniture

Categories | Mobile Healthcare. Bariatric. Orthopedic. Patient Transfer.

Applications | Patient Rooms. Labor + Delivery. Oncology. Pediatrics. Senior Living.

Weight Capacities | Mobile + Orthopedic + Patient Transfer {600 lbs}. Bariatric {750 lbs}. Glider {350 lbs}.

Arm Cap Options | Urethane Arm Caps. Wood Arm Caps.

Features | Multi-Cover. Heat. Heat + Massage. 2-Caster Lock + Steer. Locking Back. Non-Locking Back. Infinite Position. Cable Release. Bariatric Limited Recline. Orthopedic Locking Footrest. Removable Transfer Arms. Recliner Handle. Quick Removable Back. 4" Swivel Locking Casters. Liquicell®. Padded Push Bar. Edge Guard.

Options | CAL TB133. Moisture Barriers. Adjustable Headrest Pillow. Foot Tray. Side Tray. Padded Side Tray. Quick Release Bracket. Trendelenburg. Folding Side Tray. Foley Bag Holder. IV Pole + Bracket. Wrist Restraints.

Please Note: The Harmony Collection includes approximately 8 recliner models in 4 separate categories. Available features + options are dependent upon the individual model of chair.



H5017U | Harmony Mobile Healthcare Recliner
Urethane Arm Caps
Infinite Position Non-Locking Back



H5037U | Harmony Bariatric Mobile Healthcare Recliner
Urethane Arm Caps
Infinite Position Non-Locking Back | Limited Recline



H5157U | Harmony Bariatric Patient Transfer Arm Recliner
Urethane Arm Caps | Removable Right Arm
Infinite Position Locking Back | Limited Recline



H5118U | Harmony Orthopedic Mobile Recliner
Urethane Arm Caps
Infinite Position Locking Back | Locking Footrest

HEALTHCARE RECLINERS

The Max M0107 by La-Z-Boy Contract Furniture

Categories | Healthcare.

Applications | Patient Rooms. Labor + Delivery. Oncology. Pediatrics. Senior Living.

Weight Capacity | 500 lbs

Arm Cap Options | Fully Upholstered. Urethane Arm Caps. Thermofoil Arm Caps. Corian® Solid Surface Arm Caps.

Features | Multi-Cover. Locking Back. Infinite Position. Cable Release. Recliner Handle. Quick Removable Back. 3" Swivel Locking Casters.

Options | CAL TB133. Moisture Barriers. Side Tray. Padded Side Tray. Quick Release Bracket. Trendelenburg. Folding Side Tray. Foley Bag Holder. Wrist Restraints. Dual Side Trays.



HEALTHCARE RECLINERS

The Kure Collection by Knú Contract

Categories | Healthcare. Mobile Healthcare. Patient Transfer.

Applications | Patient Rooms. Labor + Delivery. Oncology. Pediatrics. Senior Living.

Weight Capacities | Healthcare {350 lbs}. Mobile Healthcare + Patient Transfer {500 lbs}.

Arm Cap Options | Fully Upholstered. Urethane Arm Caps. Wood Arm Caps.

Features | Multi-Cover. 2-Caster Lock + Steer. Locking Back. Non-Locking Back. Infinite Position. Recliner Handle. Quick Removable Back. 4" Swivel Locking Casters. Wood Feet on the K0010. Padded Push Bar.

Options | CAL TB133. Moisture Barriers. Quick Release Bracket. IV Pole + Bracket. Dual IV Poles. Foley Bag Holder. Side Tray. Folding Side Tray. Padded Side Tray. Adjustable Headrest Pillow. Dual Side Trays. Wrist Restraints.

Please Note: The Kure Collection includes approximately 3 recliner models in 3 separate categories. Available features + options are dependent upon the individual model of chair.



K0107F | Kure Mobile Healthcare Recliner
Fully Upholstered Arms
Infinite Position Locking Back



K0167U | Kure Patient Transfer Arm Recliner
Urethane Arm Caps | Right Fold Down Arm
Infinite Position Locking Back



K0010F | Kure Healthcare Recliner
Fully Upholstered Arms
Infinite Position Non-Locking Back



K0010F | Kure Healthcare Recliner
Fully Upholstered Arms
Shown with TSL1 Side Tray Table

HEALTHCARE RECLINERS

The K-Komfort Collection by Knú Contract

Categories | Room Saver. Power + Lift. Power. Glider Recliner.

Applications | Patient Rooms. Labor + Delivery. Oncology. Pediatrics. Senior Living.

Weight Capacity | 350 lbs {All Models}.

Arm Cap Options | Fully Upholstered.

Features | Cable Release. Recliner Handle. Removable Back. Multi-Cover. Chaise. Back Seam.

Options | CAL TB133. Moisture Barriers. Large Room Saver Platform. Power + Lift Recliner Wand.

Please Note: The K-Komfort Collection includes approximately 8 recliner models in 3 separate categories. Available features + options are dependent upon the individual model of chair.



K8004 | K-Komfort Room Saver Recliner
Fully Upholstered Arms



KC8P04 | K-Komfort Room Saver Chaise Recliner
Fully Upholstered Arms



K8L04 | K-Komfort Room Saver Power & Lift Recliner
Fully Upholstered Arms



K8P14 | K-Komfort Room Saver Power Recliner
Fully Upholstered Arms

HEALTHCARE RECLINERS

Manual Hydraulic Lift Recliners by La-Z-Boy Contract Furniture

Categories | Healthcare. Mobile Healthcare. Patient Transfer. Orthopedic. Hydraulic.

Applications | Patient Rooms. Labor + Delivery. Oncology. Pediatrics. Senior Living.

Weight Capacities | 750 lbs

Arm Cap Options | Fully Upholstered. Urethane Arm Caps. Wood Arm Caps. Solid Surface Arm Caps.

Features | Multi-Cover. Locking Back. Infinite Position. Recliner Handle. Quick Removable Back. 4" Swivel Locking Casters. 4" Rigid Locking Caster. Padded Push Bar. LiquiCell®. Heat. Heat + Massage. Edge Guard. Hinge Covers Standard on Fold Down Patient Transfer Arms. 11" Seat Lift.

Options | CAL TB133. Moisture Barriers. Adjustable Headrest Pillow. Foley Bag Holder. IV Pole + Bracket. Trendelenburg.

Please Note: The Manual Hydraulic Lift Collection includes approximately 6 recliner models. Available features + options are dependent upon the individual model of chair.



R7167 | Réma Manual Hydraulic Lift Recliner
Urethane Arm Caps
Shown Fully Lifted (Add 11" to Seat Height)



R7118U | Réma Manual Hydraulic Lift Recliner
Urethane Arm Caps
Orthopedic Locking Footrest



R7167 | Réma Manual Hydraulic Lift Recliner
Urethane Arm Caps
Left Facing Fold Down Arm



R7162 | Réma Manual Hydraulic Lift Recliner
Urethane Arm Caps
Dual Fold Down Arms

RECLINER FEATURES + OPTIONS



foot tray



heat + massage



adjustable head rest pillow



central lock + steer



folding side tray table




side tray table



patient transfer arms
fold down



patient transfer arms
removable




quick release bracket



foley bag holder



iv pole + bracket



trendelenburg pedal

BODY WEIGHT ACTIVATED GLIDERS

The Glider Collection by Knú Contract / La-Z-Boy Contract Furniture

Categories | Glider.

Applications | Patient Rooms. Labor + Delivery. Oncology. Pediatrics. Senior Living.

Weight Capacity | 350 lbs {All Models}.

Arm Cap Options | Fully Upholstered. Urethane Arm Caps. Wood Arm Caps. Solid Surface Arm Caps.

Features | Fully Upholstered Arms Standard. High Resiliency Seat + Back Foam. Easy-To-Remove Back. Body Weight Activated Gliding Motion.

Options | CAL TB133. Moisture Barriers. Coordinating Ottoman (GOT00).



LIQUICELL®






LiquiCell® is standard on all La-Z-Boy Contract Furniture healthcare recliner seats.*

* *LiquiCell®* is not available on glider recliners, gliders, room savers, Kure, K-Komfort recliners, or any chaise models.

What is *LiquiCell®*?

LiquiCell® is a medical technology that protects skin tissues from being stretched and torn, thereby optimizing blood flow. This ultra-thin cell contains a liquid that is in constant motion allowing the body to glide or float with an object. This means greater long-term comfort due to lessened body aches, pain and fatigue.

-  *LiquiCell®* provides unsurpassed long-term comfort to improve patient quality of life.
-  *LiquiCell®* significantly reduces shear and friction.
-  *LiquiCell®* is an aid in the process of helping prevent pressure ulcers, thereby shortening long-term medical care and lowering costs.

LiquiCell® is designed to protect skin tissues at elbow, ankle, ischial tuberosity, sacral, and lumbar areas for individuals who spend extended time lying down and/or seated, who are experiencing physical discomfort, and who are at risk for pressure ulcer development.

How Does *LiquiCell®* Work?

When the body comes into contact with an object, the forces of mechanical load (perpendicular and parallel pressures) come into play with regard to comfort and discomfort.

At this contact point, tissue compression takes place between the object and bony prominence (bone) and the on-set of discomfort begins. As tissue is compressed:

- Soft tissues are stretched and sheared (torn)
- The flow of blood is restricted or even stopped
- Nerves are depressed.

The stretching and ultimate tearing of soft tissues brings about discomfort, pain and eventually long term trauma (that of pressure ulcers and tissue ulceration).

An important function of the circulatory system is to bring good oxygenated blood to the tissues and organs of the body and remove waste and by-products. By restricting blood flow and even stopping it, necrosis (dying of tissue cells) and the on-set of trauma begins.

Nerve depression sends a signal to our brain that tells us to move or shift our body position because we are experiencing discomfort. This leads to increased friction and shear stress occurring at the skin tissue level.

Using a combination of a low viscosity liquid, contained within a very thin and pliable pouch, and strategically placed baffles (seal points) to control the flow of liquid, perpendicular pressure is equalized across the specific point of contact. By equalizing perpendicular pressure, soft tissue shear stress is significantly reduced, blood flow becomes less restrictive and nerve depression is lessened. As movement and/or shifting of the body takes place, the liquid within the ultra-thin cell moves to allow the opposing forces (body and object) to float or glide with one another, thereby significantly reducing friction and shear stress.

RECLINER ORDERING GUIDE

How to Order

The chart below is a guide to use when building the recliner model number for your purchase order. Please select the body style preferred, the model number, and then the features you would like your recliner to have. If features are not desired, please leave space blank. List your textile, finish, and options below the model number. Price is determined by fabric grade choice. Features and options are in addition to the recliner price.

Example Below

(E) EV Collection (H) Harmony (K) Kure K-Komfort Konkert (L) Leda (R) Rêma					(F) Upholstered Arms (J) Solid Surface Arm Caps (U) Urethane Arm Caps (W) Wood Arm Caps (T) Thermofoam Arm Caps	(Z) Multi-Cover	(H) Heat (HM) Heat Massage	(S4) 4" 2-Caster Lock & Steer (Q3) 3" Dual Wheel Central Locking Caster (Q4) 4" Central Caster Lock & Steer (Q5) 5" Central Caster Lock & Steer
↓					↓	↓	↓	↓
K	0	1	0	7	W	Z	H	S
Body Style*	Model #				Arms	Multi-Cover	Heat or Heat Massage	Lock & Steer

***Features are not available on all models. Please refer to individual product pages for availability.*

Arm + Back Styles



KURE COLLECTION



K-KOMFORT COLLECTION
*shown with back seam



K-KOMFORT COLLECTION
*shown without back seam



EV COLLECTION



RÊMA COLLECTION



KONKERT COLLECTION



LEDA COLLECTION



HARMONY COLLECTION





FAMILIARITY OF HOME. EASE OF USE.

The Knú | La-Z-Boy sleeper collections offer the comforts of home to family members staying in patient rooms. Sleep chairs feature easy-to-use bed pull-outs, while sleeper sofas include fold down cushions that separate the sleeping surface from the sitting surface.

HEALTHCARE SLEEPER COLLECTIONS

HEALTHCARE SLEEPERS

The EV + Rêma Collection by La-Z-Boy Contract Furniture

Categories | Sleep Chair. Dual Sleep Chair. Dual Sleep Chair with Recliner Leg Support. Dual Sleep Chair with False Front.

Applications | Patient Rooms. Labor + Delivery. Pediatrics.

Weight Capacities | 600 lbs.

Arm Cap Options | Fully Upholstered (Standard). Urethane Arm Caps. Wood Arm Caps. Corian® Solid Surface Arm Caps.

Features | Easy to Open + Close. 3" Dual Wheel Casters. Coil Spring Seat Cushions. Bariatric Rated. Heavy-Duty Steel Pull-Out Bed Mechanism. 3 Positions {Chair, Chaise, Bed}. High Resiliency Seat + Back Foam.

Options | CAL TB133. Moisture Barriers.

Please Note: Soft Luxe™ coil cushions are featured only on the following models: E0700, E0722, E0800.



E0700



E0722



E0800



E0900

HEALTHCARE SLEEPERS

The Leda Collection by La-Z-Boy Contract Furniture

Categories | Sleep Chair. Dual Sleep Chair.

Applications | Patient Rooms. Labor + Delivery. Pediatrics.

Weight Capacities | 600 lbs.

Arm Cap Options | Fully Upholstered. Urethane Arm Caps. Wood Arm Caps.

Features | Easy to Open + Close. 3" Dual Wheel Casters (Chairs). Coil Spring Seat Cushions. Bariatric Rated. Heavy-Duty Steel Pull-Out Bed Mechanism. 3 Positions {Chair, Chaise, Bed}. High Resiliency Seat + Back Foam.

Options | CAL TB133. Moisture Barriers. Wood Feet. 3" Swivel Locking Casters.

Please Note: Soft Luxe™ coil cushions are featured only on the following models: L1700, L1722, L1800.



L1700



L1722



L1800



L1900

HEALTHCARE SLEEPERS

The Harmony Collection by La-Z-Boy Contract Furniture

Categories | Sleep Chair.

Applications | Patient Rooms. Labor + Delivery. Pediatrics.

Weight Capacities | 600 lbs.

Arm Cap Options | Urethane Arm Caps. Wood Arm Caps.

Features | Easy to Open + Close. 3" Dual Wheel Casters. Heavy-Duty Steel Pull-Out Bed Mechanism. 3 Positions {Chair, Chaise, Bed}. High Resiliency Seat + Back Foam. Coil Spring Seat Cushions (H1700 and H1800 only).

Options | CAL TB133. Moisture Barriers. Wood Feet.



H1700



H1800



H1900

HEALTHCARE SLEEPERS

The Oxley Collection by La-Z-Boy Contract Furniture

Categories | Sleep Sofa. Sleep Bench.

Applications | Patient Rooms. Labor + Delivery. Pediatrics.

Weight Capacities | 750 lbs.

Arm Cap Options | Fully Upholstered. Urethane Arm Caps. Thermofoil Arm Caps. Solid Surface Arm Caps.

Features | 3" Dual Wheel Swivel Locking Casters. Upholstered Fronts. Armless Models. Wide Arm Models. Standard Models. Heavy-Duty Pull-Out Bed Slides. Fold Over Seat Cushion. Anti-Microbial, Bleach Cleanable, Moisture Resistant Sleep Surface Material.

Options | CAL TB133. Moisture Barriers. Power.



ON2076UF



ON2176UF



OO2176UF



OW2176UF

HEALTHCARE SLEEPERS

The Max Collection by La-Z-Boy Contract Furniture

Categories | Sleep Sofa.

Applications | Patient Rooms. Labor + Delivery. Pediatrics.

Weight Capacities | 750 lbs.

Arm Cap Options | Fully Upholstered. Urethane Arm Caps. Thermofoil Arm Caps. Solid Surface Arm Caps.

Features | Fold Down Cushion. Wood Feet. Upholstered Front Panels. Thermofoil Front Panels. Storage Drawers. Recliner Kick-Outs. Center Tables. Armless Models. Wide Arm Models. Standard Arm Models. Anti-Microbial, Bleach Cleanable, Moisture Resistant Sleep Surface Material.

Options | CAL TB133. Moisture Barriers. 3" Dual Wheel Central Locking Casters. Central Lock. Metal Legs. Power.



MN1278UF



MW1378UD



MM1578LF



MW1678LF



MM1778UF

SOFT LUXE™ COIL CUSHIONS

Soft Luxe™ Coil Cushions | Seat Cushion System with Bolsa™ Coils

La-Z-Boy Healthcare presents a new addition to the Soft Luxe™ family, a unique design of quality comfort unlike any other furniture cushion fillers. It is constructed of high-density fortified steel springs encased in fabric. This provides a long-lasting cushion with maximum comfort.

When compared to normal seat foam:

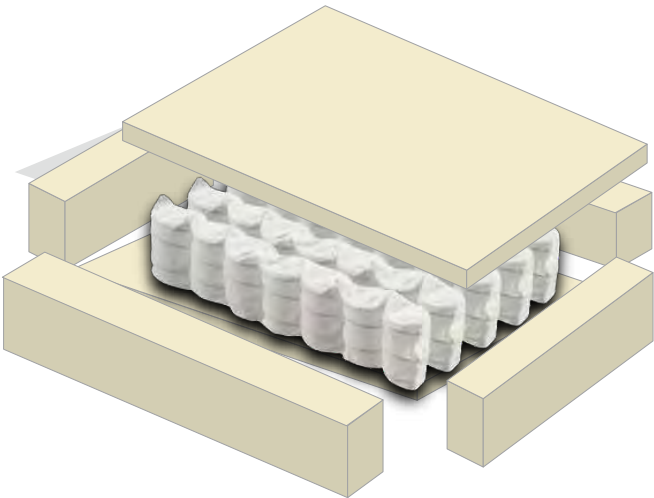
- Up to 21% less seat cushion breakdown with pocketed coil seat cushions over the life of the product.
- Top and sides are wrapped with 2.6 (HR) High Resiliency foam.

Engineered for Value

The Bolsa™ coils are specially designed springs which are stress-relieved to improve resiliency and performance and extend furniture life. As a result, this cushion design provides 21-percent less breakdown from use than traditional foam seat cushions.

Durability and Support You Can Feel

Each Bolsa™ coil flexes independently and adjusts instantly to optimize body contouring and support. The barrel-shaped coils offer initial luxurious softness, followed by firmer support that responds to applied weight. The design of our fabric-encased coils works to maintain structural integrity while offering the highest support and comfort available. Pocketed coil cushions are more resilient than foam, providing as much lift force when load is removed as when load is applied.



Please Note: Soft Luxe™ coil cushions are featured only on the following models: E0700, E0722, E0800, R1700, R1722, R1800, L1700, L1722, L1800, H1700, and H1800.



COMPLEMENT. COORDINATE. MATCH.

No matter how you phrase it, you'll find a table to live in perfect harmony with your Knú | La-Z-Boy guest, lounge, and patient seating. Available in wood, metal, or upholstered bases, our table collections feature durable thermofoil tops that are impenetrable to spills and offer superior cleanability.

OCCASIONAL TABLE COLLECTIONS

OCCASIONAL TABLES

The Gratzi + Lôbi Collection by La-Z-Boy Contract Furniture

Features | Thermofoil Wood Grain Vinyl Laminated Top Surface. Adjustable Glides.

Sizes | 20x20 Square End Table. 24 x 20 Rectangular End Table. 36 x 36 Square Magazine Table. 48 x 20 Rectangular Magazine Table.
24" Round Occasional Table. 36" Round Occasional Table.

Finish Options | Thermofoil Table Tops in a Variety of Finishes. Metal Table Bases Available in Black, Platinum, or Silver Frost Powder Coat.

Coordinating Chair Collections | Gratzi. Lôbi. Extend. Assymble. Recliners. Sleepers.



GR2020



GR2420



GR3636



GR4820



GR24R



GR36R

OCCASIONAL TABLES

The K-Series Collection by Knú Contract

Features | Thermofoil Wood Grain Vinyl Laminated Top Surface. Standard with Adjustable Glides. Metal Frame.

Sizes | 20x20 Square End Table. 24x20 Rectangular End Table. 36x36 Square Magazine Table. 48x20 Rectangular Magazine Table.
24" Round Occasional Table. 36" Round Magazine Table.

Finish Options | Metal Frame Standard in Pewter Powder Coat. Variety of Thermofoil Table Top Finishes.

Coordinating Chair Collections | Kadia. Koncert. Cascade. Assymble. Recliners. Sleepers.



KOT2020



KOT2420



KOT3636



KOT4820



KOT24R



KOT36R

CARDED FABRIC PROGRAM

The K-Series Collection by La-Z-Boy Contract Furniture

Features | Thermofoil Wood Grain Vinyl Laminated Top Surface. Multi-Step Catalyzed Varnish.

Sizes | 20x20 Square End Table. 24x20 Rectangular End Table. 36x36 Square Magazine Table. 48x20 Rectangular Magazine Table. 48x20 Rectangular Console Table.

Finish Options | Variety of Wood Table Base Finishes. Variety of Thermofoil Table Top Finishes.



CARDED FABRIC PROGRAM



Burkina.....	10
Channel.....	8
Chroma.....	8
Cosmos.....	9
Dynasty.....	8
Fiji.....	7
Fragment.....	11
Glo.....	8
Intaglio.....	8
Intaglio 2.....	8
Kaolin.....	7
Kuba.....	11
Lore.....	9
Marquee.....	11
Mason.....	11
Moon Beam 2.....	8
Palatine.....	8
Palatine 2.....	8
Polished.....	8
Rogue.....	8
Santorini.....	9
Sea Willow.....	11
Sherlock 2.....	7
Solitude.....	9
Spin.....	11
Sync.....	8
Velocity.....	11

Architex®

Balcony.....	10
Bergerac.....	8
Check Out.....	8
Dash.....	9
Evolution.....	9
Hint.....	9
Mingle.....	10
Prescription.....	7
Ryder.....	8
Shetland.....	8
St Barts.....	7
Timberline.....	9
Ultraflannel.....	9
Ultraposh.....	9
Worsted.....	8

CULP CONTRACT

Dillon.....	3
Linette.....	4

DESIGNTEX

Healthier Hospitals Card

Big Dot.....	10
Dapple.....	9
Linnen.....	8
Lumi.....	11
Pause.....	8
Rainwater.....	11
Silicone Element.....	9

enviroleather™

by LDI®

PVC-Free Faux Leather Card

Berkshire.....	6
California Collection.....	6
Ink Guard Plus.....	7
Montana.....	7

maharam

Lariat Card

Lariat.....	6
-------------	---

High Performance Nonwoven 3

Boundary.....	9
Cycle.....	9
Lens.....	9
Motley.....	9
Scute.....	9
Sort.....	9

MOMENTUM
TEXTILES

Endurance EPU Card

Beeline EPU.....	6
Canter EPU.....	5
Endurance EPU.....	6
Eon EPU.....	6
Groove EPU.....	6

Silica Prints Card

Silica.....	9
Silica Andy.....	11
Silica Cusp.....	11
Silica Deflect.....	11
Silica Etch.....	9
Silica Hiatus.....	11
Silica Leather.....	9
Silica Reach.....	11
Silica Stride.....	11
Silica Tech.....	9



Fedora Coordinates

Boro.....	11
Caressa.....	6
Essence.....	7
Fedora.....	5
Kantha.....	10
Lotus.....	11
Mingle.....	6
Sutra.....	10

Affinity Plus Coordinates

Align.....	6
Batik.....	6
Durango.....	5
Key Largo.....	5
Patio.....	6
Sequel.....	5
Sherlock.....	6
Valet.....	6

Vinyl III Coordinates

Blocks.....	6
Charette.....	7
Contempo.....	6
Curlicue.....	6
Durango.....	5
Images.....	7
Linen.....	5
Micro Dot.....	6
Willow.....	7

Vinyl IV Coordinates

Caressa.....	6
Dande.....	7
Entwine.....	7
Interlochen.....	7
Sequence.....	7
Sketch.....	6
Verona.....	6



Congo.....	5
Hayden.....	7
Hudson.....	5
Natural Linen.....	6
Nuance.....	6
Payson.....	5
Santa Fe.....	7
Silex.....	7
Soleil.....	5



Performance Vinyl 3 Card

Ardent.....	6
Avant.....	5
Criss Cross.....	6
Frequency.....	9
Fuse.....	5
Grille.....	6
Hopsack.....	6
Lava.....	10
Level.....	7
Natural World.....	11
Stride.....	6

Ultrafabrics.

Brisa, Ultraleather, Ultratech

Brisa Original.....	7
Brisa Distressed.....	7
Ultraleather Pro.....	8
Ultraleather Promessa.....	7
Ultratech Wired.....	8

FINISHES

wood


T = Thermofoil Only
* = Wood & Thermofoil



042-1 black* 233-1 espresso* 251-1 golden maple* 297 dark walnut* 310 aria*



431-1 dark cherry* 530-1 medium maple* 648 auburn* 663 mahogany* 683 walnut* 725 elm*



829 baroque* 994 coffee* 346T slate grey 548T northern grey 591T crystal white 956T matte stone

metal



042 black 211 silver frost 540 pewter

poly



042 black 602 dove grey 802 slate

solid



corian® in antarctica


FRAME + ARM CAP OPTIONS

Frame Index

Collection Name	Pewter {540}	Silver Frost {211}	Black {042}	Wood {Any Color}
Koncert Metal Visitor	✕	✕		
Koncert Wood Visitor				✕
Koncert Metal Lounge	✕	✕		
Kadia Metal Visitor	✕	✕		
Lôbi		✕	✕	
Gratzi			✕	
Extend		✕		

Arm Cap Index

Arm Cap	Collection Availability
Black Urethane	All Models Showing Urethane Arm Caps
Dove Grey Urethane	EV, Rêma, Konzert, Kadia
Slate Urethane	EV, Rêma, Konzert, Kadia
Black Sculpted Polyurethane	Lôbi, Gratzi
Grey Sculpted Polyurethane	Lôbi
Corian® Solid Surface	EV, Rêma, Konzert Recliners, Konzert Upholstered Lounge, Kadia, Extend, Max, Oxley
Wood {any color}	All Models Showing Wood Arm Caps



Knú Design Center | 824 W. 23rd Street | P.O. Box 9 | Ferdinand, Indiana 47532
812.367.2068/p | 812.367.2493/f | getknu.com | lzbcontract.com | customerservice@getknu.com



MY
RESOURCE
LIBRARY
We're On MyResourceLibrary.com

